

**REF** 1021

X 1

## Thayer Single Spray MDI Adapter

22 mm O.D. / I.D. Connections



Consult  
Instructions  
For Use

Rx Only


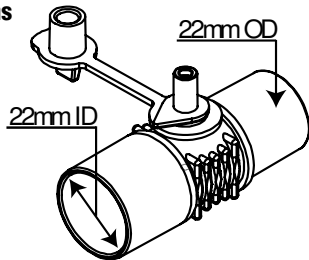


**LOT** 000000

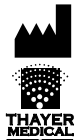


2016-05

Date of  
Manufacture



(01)00383480000204(11)160519(10)000000



Manufacturer  
Thayer Medical Corporation  
4575 S. Palo Verde Rd.  
Tucson, AZ 85714-1961 USA  
www.thayermedical.com  
Made in USA

**The single spray MDI adapter is intended to dispense metered dose medication to ventilated patients, as prescribed by a physician.**

### Directions For Use

1. Remove the MDI adapter from package.
2. Place the MDI in the inspiratory limb of the ventilator circuit near the endotracheal tube. The white directional indicator must point toward the patient.
3. Ensure a secure fit and cap the MDI port.
4. Position the MDI port so that the MDI canister will be oriented vertically with the canister valve pointed downward.
5. When ready for use, uncap the MDI adapter. Shake the MDI canister and insert the canister into the MDI port. Do not discharge the MDI at this time.
6. At the beginning of inspiration, dispense the MDI by pressing the canister down. Deliver the dosage as ordered by the physician.
7. Upon completion of the treatment, remove the MDI canister and cap the MDI port.

© 2015 Thayer Medical Corporation

Note: This IFU is for reference only, not intended for distribution.

G-1644-PUB rev A